



 **schmidt**  
a brand of aebi schmidt

# AS 990 / ASC 990

Street Sweeper



The Schmidt AS 990 / ASC 990 high-speed sweeper cleans all operational and traffic surfaces in the airport area with outstanding sweeping quality to prevent damage caused by FOD. It picks up solids such as leaves, dirt and sweepings as well as liquids such as de-icing agents or surface water. With the optional Schmidt permanent magnet bar (PMB 2400) additional magnetic objects can be picked up. The ASC-version of the high-speed sweeper can also be used to clean aircraft stands. Thanks to its numerous equipment options, it is hard to beat in terms of flexibility and possible applications.

## Highlights

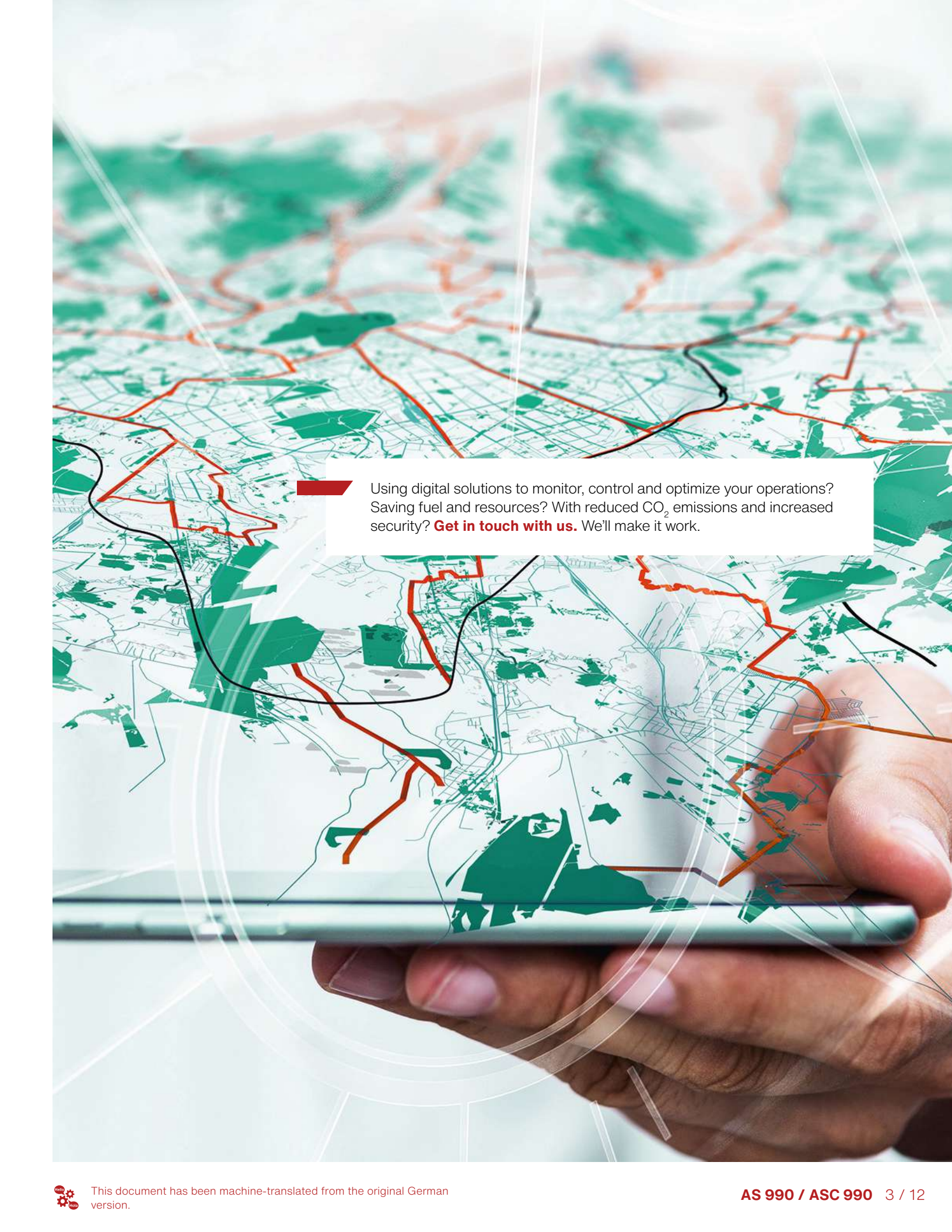
- The AS 990 / ASC 990 is a high-performance sweeper **specifically designed for use on airports**.
- Thanks to a sweeping width of up to 3,500 mm and a suction width of up to 2,500 mm, it offers **very high performance efficiency**.
- It **removes debris** such as dirt, grass clippings and leaves and small amounts of snow using the blast nozzles.
- With over 500 units sold worldwide, the **robust and proven construction** is used in a wide variety of areas.
- Thanks to the **automatic lifting of the sweeping unit** when reversing, damage to the machine is prevented.

## Your benefits

- Despite its versatility, the AS 990 / ASC 990 is **easy to operate** and **offers user-friendly operation** via a central control panel in the driver's cab.
- It **eliminates FOD hazards** and thus prevents potential damage to the aircraft, ensuring safe operation.
- Thanks to the numerous equipment options, the AS 990 / ASC 990 **offers a high degree of flexibility** and can be **customised** to your individual requirements.
- The AS 990 / ASC 990 can be mounted on a **wide variety of truck types** with the relevant specifications.

We know how important it is that your machines and equipment are always ready to deploy. **Get in touch with us** about our range of tailored services and original spare parts.





Using digital solutions to monitor, control and optimize your operations? Saving fuel and resources? With reduced CO<sub>2</sub> emissions and increased security? **Get in touch with us.** We'll make it work.



## Performance features

### Cleaning concept

The Schmidt AS 990 / ASC 990 delivers perfect sweeping results with a large area coverage and at the same time ensures safe traffic routes on the entire airport site. Thanks to the permanent magnet bar, two disc brushes, the blast nozzles mounted on both sides and the rear-mounted suction unit, the machine cleans large areas comprehensively and quickly in a single pass. Objects of various types and origins (FOD, metals, dirt, leaves, etc.) are reliably removed. With the optional and quickly exchangeable liquid suction unit, the AS 990 / ASC 990 offers a complete solution.



### Permanent magnetic bar

The removal of foreign object debris (FOD) at an airport has a major impact on the safety and efficiency of flight operations. Therefore, the recommended Schmidt PMB 2400 permanent magnetic bar is an indispensable tool for removing magnetic, particularly dangerous foreign objects from stands, taxiways and runways. The PMB 2400 can be attached to the pre-assembled front mounting plate in a simple operation.



### Disc brushes

The two optional disc brushes enable an increase in sweeping width and a more comprehensive cleaning. Both ground contact pressure as well as swivelling pressure can be pneumatically adjusted and optimally adapted to the specific operating conditions. The integrated water spray nozzles ensure effective dust control, guaranteeing safe and clean working conditions.



### High-performance suction fan

The power of the high-performance suction fan can optimally be adapted to the amount of dirt. A speed sensor is built into the hydraulic, which monitors the speed / performance of the suction fan. Stepless adjustment is also possible. The speed is controlled hydraulically and can be adjusted via the control panel. The high-performance suction fan supplies the lateral blast nozzles with air flow as well as the rear suction unit and the optional manual suction hose with suction air. Compared to a conventional V-belt or toothed belt drive, the suction blower requires no maintenance. The impeller and the housing are made of high-wear-resistant metal.

### Blast nozzles

The optional blast nozzles achieve a high performance across the entire working width as well as alongside the truck. This ensures an optimum cleaning of the airport area. The blast nozzles are available with pneumatic height adjustment and with that guarantee an even better cleaning result in every situation.



### Suction and sweeping system

The rear suction unit has two suction ducts (width: 2 x 1,150 mm), which are airflow-optimised and coated on the inside with a hot-vulcanised wear protection as a standard. This ensures less friction and less wear. The rear suction unit has a symmetrical weight distribution for optimised sweeping results. The sweeping pattern can also be adjusted continuously from the outside and features a wear indicator with colour scale.

### Roller brush

In addition to the two suction ducts, a sweeping roller is used for faster sweeping (mechanical sweeping). This extends across the entire working width and is automatically raised when obstacles are encountered. Sweeping speeds of up to 40 km/h are possible.

### Integrated debris flap

In the standard version, a debris flap is integrated into the rear suction unit. It works pneumatically and can be operated from the driver's cab. As a result, larger debris can be picked up. An optional liquid flap for improved collection of liquids can be configured as an option.

### Exhaust air diffuser

The two suction ducts suck the air containing debris into the hopper. Debris is separated in the hopper by gravity. The exhaust air is discharged upwards over the hopper. A diffuser can be installed in the roof to regulate the air flow. For easier cleaning, it can be swivelled pneumatically.



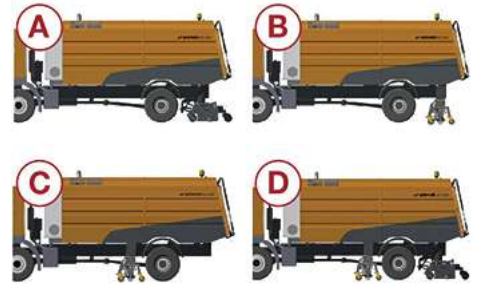
### Liquid suction unit

The liquid suction unit is specially designed for collecting liquids such as water or de-icing agents (for example optimum glycol absorption of 96 to 99%). It comes with two suction ducts (width: 2 x 1,250 mm), which have an airflow-optimised design and are coated on the inside with a hot-vulcanised wear protection coating as a standard. This ensures lower friction and less wear. The liquid suction unit can be fitted individually or in combination with the rear suction unit.



## Suction unit attachment system

The rear suction unit (A) and the liquid suction unit (B) can be installed individually at the rear, whereby the liquid suction unit can also be installed between the axles individually (C) or in combination (D) with the rear suction unit. The suction units are attached via a flexible lifting device that is independent of the chassis. This enables optimum ground adaptation during operation. The running wheels with integrated return mechanism guide the suction units reliably over the road surface. The optional quick-change system from Aebi Schmidt allows the rear suction unit to be exchanged for the liquid suction unit without tools in just a few minutes (A+B).



## Hopper

The generously dimensioned hopper has a capacity of 9.5 m<sup>3</sup> and is equipped for large quantities of debris. As standard, the hopper floor is made of stainless steel. The hopper can be tilted hydraulically and offers safe emptying thanks to the 52° tilting angle. The hopper can be tilted without starting the auxiliary engine and is operated via a separate remote control, which is stored in a watertight storage box.

## Water tank

The corrosion-resistant water tank is installed between the cab and the auxiliary engine to reduce noise and has an easily accessible cleaning opening. It has a capacity of 2,000 l and is made of polyethylene (PE). The associated water pump with a maximum pressure of 10 bar at 37 l/min is hydraulically driven and safe to run dry. Water spray nozzles are mounted in front of the suction unit, in the suction duct and suction pipe as well as on the optional disc brushes for optimum dust control. The winter function offers optimum protection thanks to automated blow-out of the entire water system (frost protection function). An supplementary water tank with an additional 2,000 l can be added as an option.



## Configuration possibilities

The equipment recommended by Aebi Schmidt experts includes the permanent magnet bar, the disc brushes and two blast nozzles. In addition, we recommend the rear suction unit with the optional quick-change system for the liquid suction unit, which is particularly characterised by its flexibility and maintenance-optimised design. The concluding feature is the exhaust air diffuser installed in the hopper, which is engineered for a secure work process. We also offer the following configuration options as series standard:

### Extended options

#### 1. Manual suction hose

A manual suction hose can be mounted on the rear door of the hopper for cleaning work in gullies, water shafts, etc. The hose diameter is 200 mm and the control unit is attached directly to the manual suction hose.

#### 2. Hose reel with cleaning hose

This enables rough cleaning of the hopper or the sweeper after emptying. The water hose is 10 metres long and has an adjustable water spray nozzle. Water is supplied via the hydraulically driven water pump.

#### 3. Leaf screen cleaning unit in the hopper

The leaf screen cleaning unit makes it easier to clean the hopper. A water spray nozzle pipe with water spray nozzles enable simple and optimised cleaning of the leaf screen and the area above the leaf screen.

#### 4. Water outlets on the rear hopper door

In order to be able to drain excess water or de-icing liquid if necessary (e.g. before the hopper is completely emptied), a water drainage outlet is mounted on the rear door of the hopper.

## 5. Rear area monitoring

A camera is mounted on the hopper door. It is switched on automatically as soon as reverse gear is engaged. The image is shown on the display of the control unit.

## 6. Extendable side suction ducts

In addition to the suction units, two suction ducts can be fitted on the left and right in front of the rear axle. This increases the suction width by 500 mm in each case. The suction ducts are pneumatically operated and have a lateral adjustment range of 320 mm. Suction is possible when the suction duct is extended or retracted to the side. The integrated water spray nozzles also ensure optimum dust control.



## Special version: Schmidt ASC 990

By applying a detergent and water mixture, the Schmidt ASC 990 also cleans aircraft stands. The soiled area is damped with the cleaning emulsion using the additional spray bar in front of the disc brushes. The surface is then treated and roughened with the disc brushes. The loosened material is collected in the hopper via the rear suction unit. This version is particularly suitable for intensive cleaning of traffic areas.

## High-pressure cleaning equipment using rotary spray nozzles

An efficient high-pressure cleaning bar, which operates at up to 200 bar and 70 l/min, can also be mounted in front of the liquid suction unit. This enables cleaning over a width of approx. 2,400 mm while simultaneously extracting water and dirt completely. This option enhances the results delivered even further.



## Gallery



## Variants

### AS 990



The Schmidt AS 990 high-speed sweeper is tailored to the demands of a wide range of airport traffic areas.

### ASC 990



Additional spray bars convert the Schmidt AS 990 into a stand cleaning machine (ASC 990).



## Related products

### AS 660

Street Sweeper



### Cleango 550


Street Sweeper



### eSwingo 200+

Street Sweeper





Trust in our many years of uniquely diverse experience. **Get in touch with us.** We'll find the right solution for your specific challenge.

## Technical data

	AS 990	ASC 990
<b>Hopper</b>		
Tank volume	12.4 yd <sup>3</sup>	12.4 yd <sup>3</sup>
Tilt angle	52°	52°
<b>Sweeping unit</b>		
Disc brush diameter	39 / 47 in	39 / 47 in
Disc brush speed	120 1/min	120 1/min
Brush material	Plastic / Steel	Plastic / Steel
Sweeping width rear suction unit	7' 7"	7' 7"
Roller brush diameter	15.7"	15.7"
Roller brush length	7' 7"	7' 7"
<b>Suction unit</b>		
Model	Dual version / Rear suction unit / Rear liquid suction unit / Liquid suction unit between axles	Dual version / Rear suction unit / Rear liquid suction unit / Liquid suction unit between axles
Quick change device	Option	Option
Retractable side inter-axle suction nozzles	Option	Option
Suction nozzle width rear suction unit	36"	36"
Suction nozzle width liquid suction unit	4'	4'
Suction hose diameter	9.8"	9.8"
<b>Suction fan</b>		
Type of drive	Hydraulic motor	Hydraulic motor
Max. air flow rate (free flow)	18,823 ft <sup>3</sup> /h	18,823 ft <sup>3</sup> /h
Max. approx. vacuum	42.1 inH <sub>2</sub> O / 1.5 PSI	42.1 inH <sub>2</sub> O / 1.5 PSI
Speed	3,300 1/min	3,300 1/min
<b>Blast nozzles</b>		
Direction of flow	Left / Right	Left / Right
Air speed	278.8 ft/s	278.8 ft/s
<b>Water system</b>		
Total water volume	528.3 / 1,056.7 gal	792.5 gal
Fresh water pump	145 PSI / 9.8 gal/min	145 PSI / 9.8 gal/min
Detergent tank	-	184.9 gal
Water tank material	PE polyethylen	Aluminium
Water spray nozzles per disc brush	2	2
Water spray nozzles in the suction nozzle	4	4
Water spray nozzles in the suction hose	2	2
Water spray nozzles on spray bar	7	7
Detergent spray nozzles on spray bar	-	6 water jets 6 jets for detergent
Cleaning hose	19.7'	19.7'
<b>Drive system - auxiliary engine</b>		
Engine type	Deutz TCD 7.8 L6	Deutz TCD 7.8 L6
Number of cylinders	6	6
Exhaust emission	Tier 4 final	Tier 4 final
Displacement	476 in <sup>3</sup>	476 in <sup>3</sup>
Performance	250 kW (335 HP) @ 2,100 1/min	250 kW (335 HP) @ 2,100 1/min
Torque	1,032.601 ft-lbs*	1,032.601 ft-lbs*
<b>Drive system - auxiliary engine 2</b>		
Engine type	Mercedes Benz OM 906 LA	Mercedes Benz OM 906 LA
Number of cylinders	6	6
Exhaust emission	EuroMot IIIA	EuroMot IIIA
Displacement	388.7 in <sup>3</sup>	388.7 in <sup>3</sup>
Performance	205 kW (274 HP) @ 2,300 1/min	205 kW (274 HP) @ 2,300 1/min
Torque	811.329 ft-lbs*	811.329 ft-lbs*
<b>Speed</b>		

	<b>AS 990</b>	<b>ASC 990</b>
Transport speed	56 mph	56 mph
Sweeping speed permanent use	12 mph	12 mph
Sweeping speed short-term use	25 mph	25 mph

**Dimensions**

Mounting length	19' 5"	21' 4"
Height (without beacon)	7' 3"	7' 11"
Height with beacon	7' 11"	7' 11"

**Example entire vehicle**

Length	27' 1"	28' 1"
Width	8' 2"	8' 2"
Height	11'	11'
Overhang	7' 4"	7' 4"
Body weight standard version	13,228 lbs	15,432 lbs
Payload	13,889 lbs	13,889 lbs



© Aebi Schmidt Group  
[www.aebi-schmidt.com](http://www.aebi-schmidt.com)

Aebi Schmidt North America Inc.  
 Chilton, WI 53014, USA

All rights reserved. Technical data is subject to change.  
 Illustrations are not binding. Errors and amendments excepted.

Document created on 19 JUN 2024

